

SS500 Food Trailer

Specification

Model:	SS500
Dimensions:	500*210*200cm
Color:	Black
Window:	Concession windows, with gas struts
Electrical:	220V/50HZ
Net Weight:	1,600kg
Gross Weight:	1,680kg
Max. Load Weight:	3,000kg
Tyre Size:	185R14C
Material:	Frame: Galvanized steel Exterior wall: Mirror stainless steel Insulation: 40mm black cotton Interior wall: ACM Workbench: 201 stainless steel Floor: Non-slip aluminium checkered floor
Accessory:	88cm safety chain Trailer hitch ball Trailer coupler Trailer stabilizers Heavy-duty trailer jack with wheel Flip down stainless steel serving shelf Door stop 7 pin trailer connector Trailer brake
Electrical System:	UK-compliant electric fixtures Electrical panel board Circuit breaker Power sockets Generator receptacles Electrical wires
Lighting:	Interior lighting units Emark side lights Emark trailer tail lights & red reflectors Emark license light LEDLOGO sign

Water Sink Kits:	2 compartment water sinks with side splash Hand sink Commercial faucets for cold & hot water Floor drain
Water Supply System:	24V water pump 25L food-grade clean water tank 25L food-grade waste wastewater tank
Kitchen Equipment:	Gas fryers Gas grill with a flat top 1.2m bench fridge Drink cooler 2m stainless steel exhaust hood RCU315 roof fan Cash drawer
Warranty:	1 year warranty for free
<p>For more information on this model, such as size options, pricing, standard configurations, customization and upgrades, production time, delivery terms, etc., please email sales@etofoodcarts.com. Our sales agent will contact you within a day or even sooner to address any inquiries you may have.</p>	

Etodevice

Details



- Front -



- Side -



- Side -



- Front -



- Side -




- Door -



- Window -




- Lights -



- Interior -



- Interior -

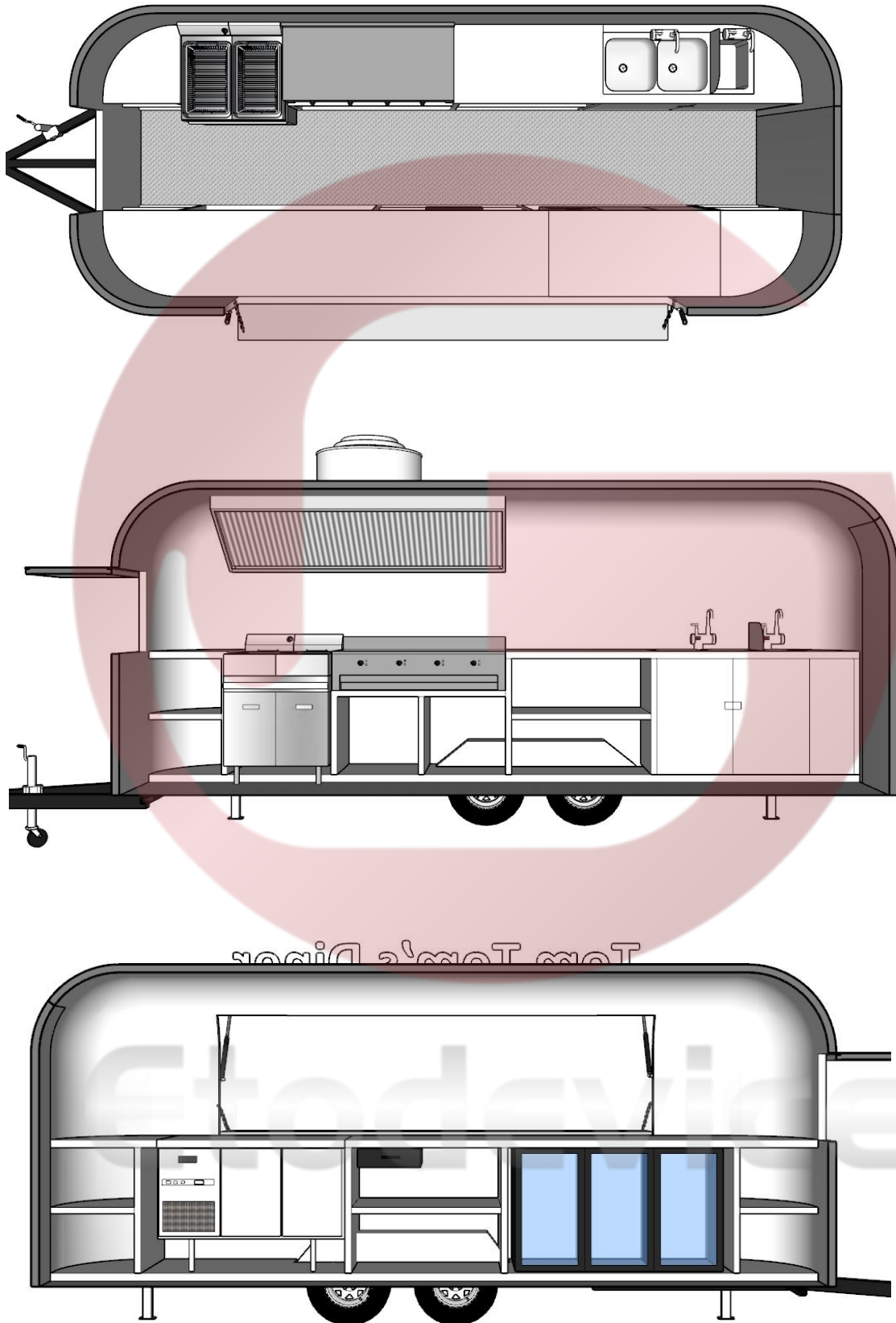


- Interior -




- Sockets -

Floor Plan



Design



Etodevice